

HZK-L Series

Silicon Epitaxial Planar Zener Diodes for Stabilized Power Supply

REJ03G0019-0300Z
(Previous: ADE-208-127B)
Rev.3.00
May.14.2003

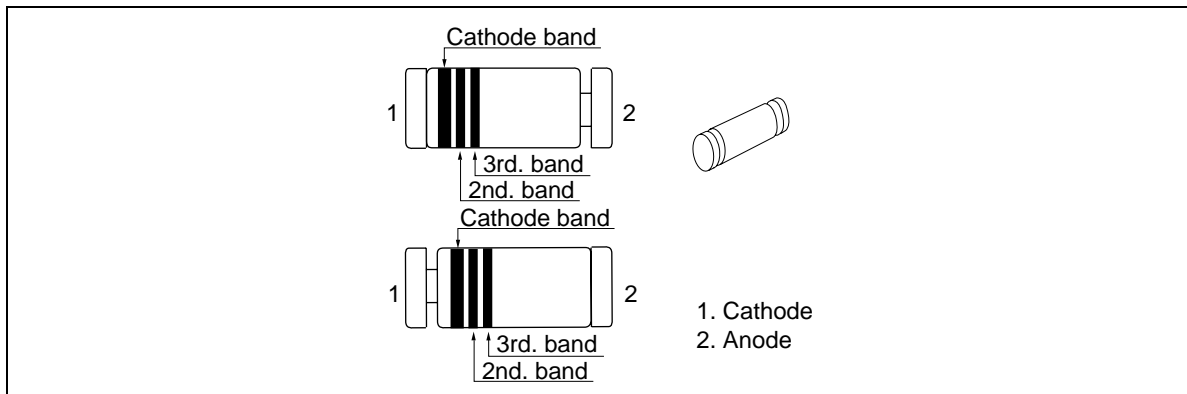
Features

- Low leakage, low zener impedance and maximum power dissipation of 400 mW.
- Wide spectrum from 5.2V through 38V of zener voltage provide flexible application.
- LLD package is suitable for high density surface mounting and high speed assembly.

Ordering Information

Type No.	Mark	Package Code
HZK-L Series	Color Code	LLD

Pin Arrangement



HZK-L Series

Absolute Maximum Ratings

(Ta = 25°C)

Item	Symbol	Value	Unit
Power dissipation	Pd *	400	mW
Junction temperature	Tj	175	°C
Storage temperature	Tstg	-55 to +175	°C

Note: With P.C. Board.

Electrical Characteristics

(Ta = 25°C)

Type	Grade	Zener Voltage			Reverse Current		Dynamic Resistance	
		V _z (V)*		Test Condition	I _R (μA)	Test Condition	r _d (Ω)	Test Condition
		Min	Max	I _z (mA)	Max	V _R (V)	Max	I _z (mA)
HZK6L	A	5.2	5.7	0.5	1	2.0	150	0.5
	B	5.5	6.0				80	
	C	5.8	6.4				60	
HZK7L	A	6.3	6.9	0.5	1	3.5	60	0.5
	B	6.7	7.3					
	C	7.2	7.9					
HZK9L	A	7.7	8.5	0.5	1	6.0	60	0.5
	B	8.3	9.1					
	C	8.9	9.7					
HZK11L	A	9.5	10.3	0.5	1	8.0	80	0.5
	B	10.2	11.1					
	C	10.9	11.9					
HZK12L	A	11.6	12.7	0.5	1	10.5	80	0.5
	B	12.4	13.4					
	C	13.2	14.3					
HZK15L		14.1	15.5	0.5	1	13.0	80	0.5
HZK16L		15.3	17.1	0.5	1	14.0	80	0.5
HZK18L		16.9	19.0	0.5	1	15.0	80	0.5
HZK20L		18.8	21.1	0.5	1	18.0	100	0.5
HZK22L		20.9	23.3	0.5	1	20.0	100	0.5
HZK24L		22.9	25.5	0.5	1	22.0	120	0.5
HZK27L		25.2	28.6	0.5	1	24.0	150	0.5

Note: Tested with DC.

Type No. is as follows: HZK6AL, HZK6BL, ... HZK36L.

HZK-L Series

Electrical Characteristics (cont.)

Type	Grade	Zener Voltage			Reverse Current		Dynamic Resistance	
		V_z (V)*		Test Condition	I_R (μ A)	Test Condition	r_d (Ω)	Test Condition
		Min	Max	I_z (mA)	Max	V_R (V)	Max	I_z (mA)
HZK30L		28.2	31.6	0.5	1	27.0	200	0.5
HZK33L		31.2	34.6	0.5	1	30.0	250	0.5
HZK36L		34.2	38.0	0.5	1	33.0	300	0.5

Note: Tested with DC.

Type No. is as follows: HZK6AL, HZK6BL, ●●● HZK36L.

Mark Color Code

Type	Cathode Band	Second Band	Third Band
HZK6AL	Orange	Verdure	Pink
HZK6BL	Orange	Verdure	Verdure
HZK6CL	Orange	Verdure	Light Blue
HZK7AL	Orange	Yellow Green	Pink
HZK7BL	Orange	Yellow Green	Verdure
HZK7CL	Orange	Yellow Green	Light Blue
HZK9AL	Orange	Purple	Pink
HZK9BL	Orange	Purple	Verdure
HZK9CL	Orange	Purple	Light Blue
HZK11AL	Orange	Light Blue	Pink
HZK11BL	Orange	Light Blue	Verdure
HZK11CL	Orange	Light Blue	Light Blue
HZK12AL	Orange	White	Pink
HZK12BL	Orange	White	Verdure
HZK12CL	Orange	White	Light Blue
HZK15L	Yellow	Black	Pink
HZK16L	Yellow	Yellow Ocher	Pink
HZK18L	Yellow	Pink	Pink
HZK20L	Yellow	Orange	Pink
HZK22L	Yellow	Yellow	Pink
HZK24L	Yellow	Verdure	Pink
HZK27L	Yellow	Yellow Green	Pink
HZK30L	Yellow	Purple	Pink
HZK33L	Yellow	Light Blue	Pink
HZK36L	Yellow	White	Pink
HZK30L	Yellow	Purple	Pink
HZK33L	Yellow	Light Blue	Pink
HZK36L	Yellow	White	Pink

Main Characteristic




Fig.1 Zener current vs. Zener voltage

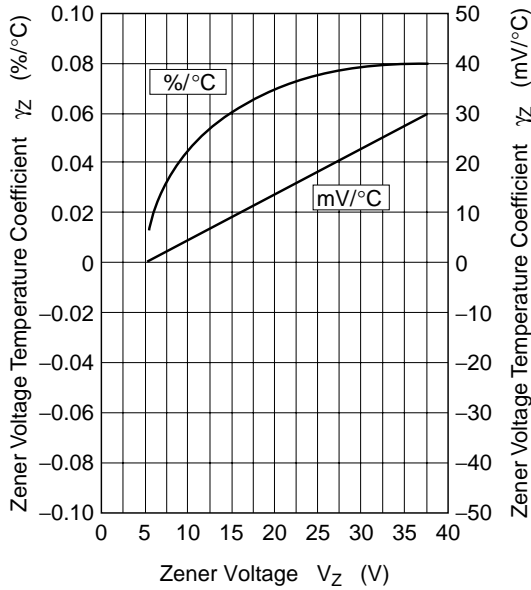


Fig.2 Temperature Coefficient vs. Zener voltage

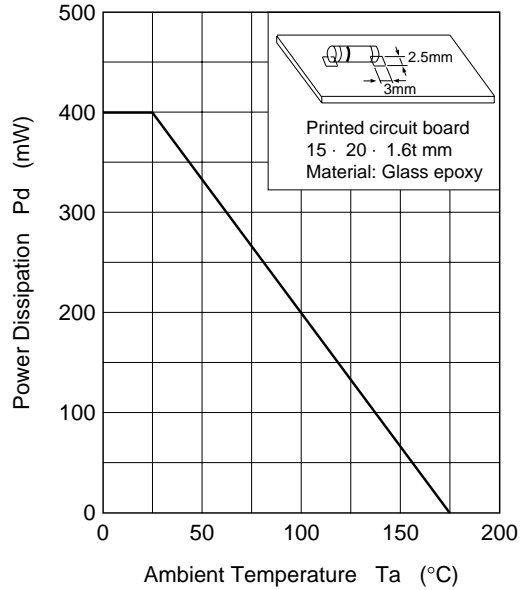
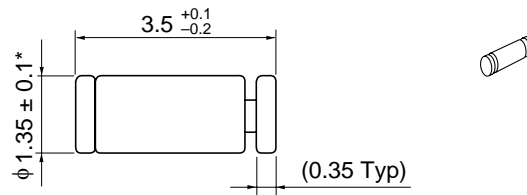


Fig.3 Power Dissipation vs. Ambient Temperature

Package Dimensions

As of January, 2003
Unit: mm



* HSK122: $\phi 1.4 \pm 0.1$ type

Package Code	LLD
JEDEC	—
JEITA	—
Mass (reference value)	0.027 g

Renesas Technology Corp. Sales Strategic Planning Div. Nippon Bldg., 2-6-2, Ohte-machi, Chiyoda-ku, Tokyo 100-0004, Japan

Keep safety first in your circuit designs!


1. Renesas Technology Corporation puts the maximum effort into making semiconductor products better and more reliable, but there is always the possibility that trouble may occur with them. Trouble with semiconductors may lead to personal injury, fire or property damage.
Remember to give due consideration to safety when making your circuit designs, with appropriate measures such as (i) placement of substitutive, auxiliary circuits, (ii) use of nonflammable material or (iii) prevention against any malfunction or mishap.

Notes regarding these materials

1. These materials are intended as a reference to assist our customers in the selection of the Renesas Technology Corporation product best suited to the customer's application; they do not convey any license under any intellectual property rights, or any other rights, belonging to Renesas Technology Corporation or a third party.
 2. Renesas Technology Corporation assumes no responsibility for any damage, or infringement of any third-party's rights, originating in the use of any product data, diagrams, charts, programs, algorithms, or circuit application examples contained in these materials.
 3. All information contained in these materials, including product data, diagrams, charts, programs and algorithms represents information on products at the time of publication of these materials, and are subject to change by Renesas Technology Corporation without notice due to product improvements or other reasons. It is therefore recommended that customers contact Renesas Technology Corporation or an authorized Renesas Technology Corporation product distributor for the latest product information before purchasing a product listed herein.
The information described here may contain technical inaccuracies or typographical errors.
Renesas Technology Corporation assumes no responsibility for any damage, liability, or other loss rising from these inaccuracies or errors.
Please also pay attention to information published by Renesas Technology Corporation by various means, including the Renesas Technology Corporation Semiconductor home page (<http://www.renesas.com>).
 4. When using any or all of the information contained in these materials, including product data, diagrams, charts, programs, and algorithms, please be sure to evaluate all information as a total system before making a final decision on the applicability of the information and products. Renesas Technology Corporation assumes no responsibility for any damage, liability or other loss resulting from the information contained herein.
 5. Renesas Technology Corporation semiconductors are not designed or manufactured for use in a device or system that is used under circumstances in which human life is potentially at stake. Please contact Renesas Technology Corporation or an authorized Renesas Technology Corporation product distributor when considering the use of a product contained herein for any specific purposes, such as apparatus or systems for transportation, vehicular, medical, aerospace, nuclear, or undersea repeater use.
 6. The prior written approval of Renesas Technology Corporation is necessary to reprint or reproduce in whole or in part these materials.
 7. If these products or technologies are subject to the Japanese export control restrictions, they must be exported under a license from the Japanese government and cannot be imported into a country other than the approved destination.
Any diversion or reexport contrary to the export control laws and regulations of Japan and/or the country of destination is prohibited.
 8. Please contact Renesas Technology Corporation for further details on these materials or the products contained therein.
-



<http://www.renesas.com>



Copyright © 2003. Renesas Technology Corporation, All rights reserved. Printed in Japan.
Colophon 0.0